

HELI • ELECTRIC FORKLIFT • CPD20



STANDARD SPECIFICATIONS

CPD20

CHARACTERISTICS

Load capacity	kg	2.000
Load center	mm	500
Power type		Battery
Standard lifting height	mm	3.000
Free lift	mm	170
Overall length (with forks)	mm	3.318
Overall length (to face of forks)	mm	2.398
Overall height (overhead guard)	mm	2.130
Overall width	mm	1.150
Overall weight incl. battery	kg	4.150

WHEELS & TIRES

Tire type		Pneumatic
Tire size front		7.00-12-12PR
Tire size rear		18 x 7-8-14PR
Number of Wheels (X=driven) front/rear		2x/2
Wheel base	mm	1.515

PERFORMANCE


Outer turning radius	mm	2.065
Travel speed (fwd/rvs) with/without load	km/h	14/15
Lifting speed with/without load	mm/s	280/490
Lowering speed	mm/s	450
Drawbar pull with load	N	12.300
Gradeability with load	%	16

BRAKES


Service brake		Hydraulic
Parking brake		Mechanical



- Newly designed wide-view mast •
↓ blind area



- High-power AC motor •
Travel speed ↑ 15%



- UNLOADED lifting speed ↑ 20%
LOADED lifting speed ↑ 12%

HELI • ELECTRIC FORKLIFT • CPD20

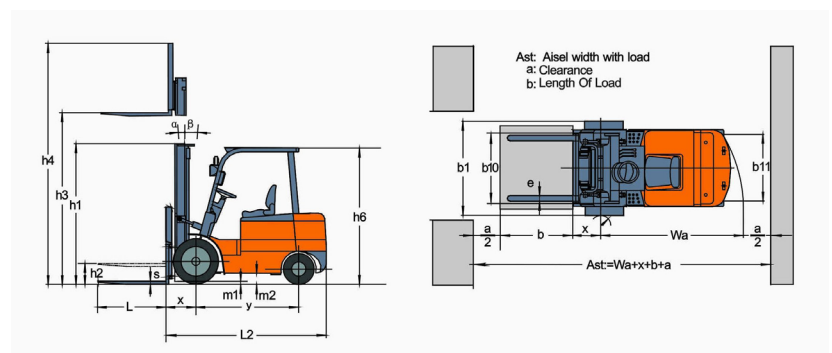
BATTERY & MOTOR CPD20

BATTERY CPD20		
Voltage / Rated Capacity (5h)	V/Ah	48/600
Battery weight	kg	1125
Compartment for battery storage	mm	525 x 1050 x 807
MOTOR & CONTROLLER CPD20		
Drive motor - 60 min. rating	kW	11.1 (AC)
Drive motor - 15 min. rating	kW	10.5 (AC)
Drive Motor Control Method		MOSFET/AC
Pump Motor Control Method		MOSFET/DC
Relief Pressure	Mpa	17.5

MAST DIMENSIONS CPD20 (not exhaustive)

Lifting height	DUPLEX MAST		Lifting height	DUPLEX MAST FULL FREE	
	Lowered height	Free lift		Lowered height	Free lift
2.500 mm	2.000 mm	/	2.500 mm	2.000 mm	745 mm
3.000 mm	2.000 mm	/	3.000 mm	2.000 mm	995 mm
3.500 mm	2.000 mm	/	3.500 mm	2.000 mm	1.245 mm
4.000 mm	2.000 mm	/	4.000 mm	2.000 mm	1.545 mm
4.500 mm	1.800 mm	/	4.500 mm	1.800 mm	1.795 mm
5.000 mm	1.600 mm/1.700 mm*	/	5.000 mm	1.600 mm/1.700 mm*	2.045 mm
5.500 mm	1.500 mm/1.600 mm*	/	5.500 mm	1.500 mm/1.600 mm*	2.345 mm
6.000 mm	950 mm/1.500 mm*	/	6.000 mm	950 mm/1.500 mm*	2.595 mm

Lifting height	TRIPLEX MAST	
	Lowered height	Free lift
3.600 mm	2.000 mm	795 mm
4.000 mm	1.900 mm	920 mm
4.500 mm	1.750 mm	1.090 mm
5.000 mm	1.600 mm	1.295 mm
5.400 mm	1.500 mm	1.420 mm
6.000 mm	950 mm/1.450 mm*	1.645 mm
6.500 mm	600 mm/1.300 mm*	/



*Rated capacity with front dual tires